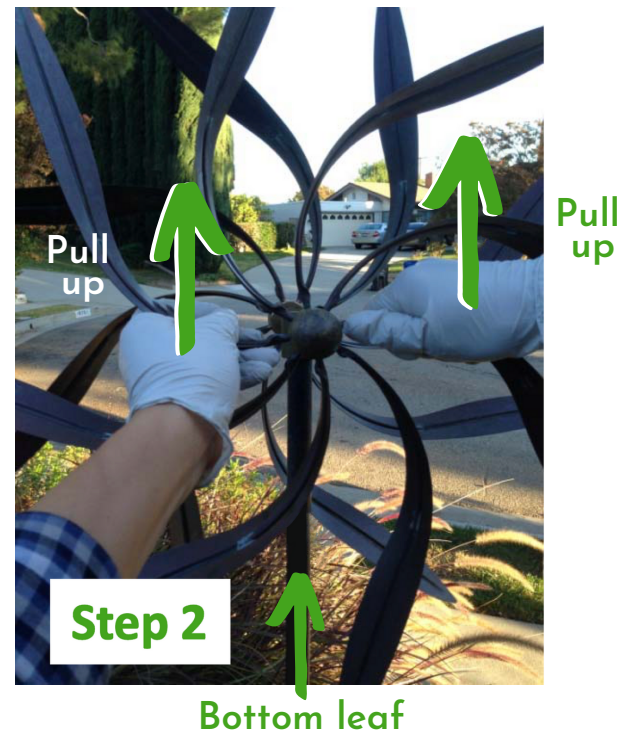

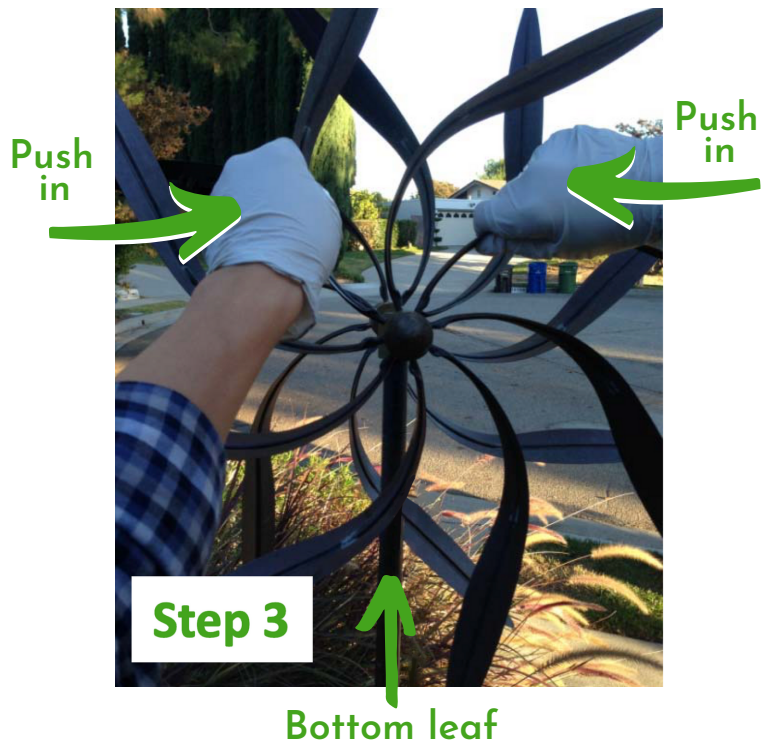


RE-BALANCING CWS-01,02,03,&-02L WHEELS



After the unbalanced wheel settles, use both hands to hold onto the two leaves next to the bottom leaf and slightly pull away from it. Move hands to the leaves shown on **Step 2** and slightly pull them up. Move to **Step 3** and slightly push the leaves in. Spin the wheel to test if it is balanced. Repeat the above steps if necessary.



ANY QUESTIONS PLEASE CONTACT US AT:
stanwoodimports@yahoo.com
sales@orientalhomegarden.com

Tel: (888) 670-5570

Copyright © Stanwood Imports / Oriental Touch LLC

